

An Easter Goodie with a Message from the Church Bunny

Chocolate is wonderful and the great goodies at this time of year are part of the fun, but why not take kid's love of goodies and use it for a fun teaching time?

You can do that with—


Resurrection Cookies

- Making these cookies allows you to act out and discuss the Easter story with children in your church, family, or any group.
- On the next page are the directions for making Resurrection Cookies and the Bible verses to read with them.
- This is wonderful handout to give to parents and Sunday School teachers for a special activity during the Easter Season.
- You could also consider making it something for people to give to neighbors. If doing that, include information about your church and invite them to an Easter event at church.
- You can make as many copies as you want and pass it around at church, mom's groups, Sunday School classes or small groups.

Following is the recipe and the verses that go with it.

Rejoice! Christ is Risen!

The Church Bunny says,
"Make cookies with a friend so they can
learn about Jesus' love for them!"





The Church Bunny Says:

Let's make Resurrection Cookies!

These are wonderful goodies with a message that goes beyond the yummy treats we expect at Easter and uses them as a lesson about the real meaning of Easter—Jesus and his death and resurrection.

Ingredients:

1 cup whole pecans

1 teaspoon vinegar

3 egg whites

Pinch of salt

1 cup granulated sugar

Zip-lock plastic bag

Wooden spoon

Masking tape

Bible (verses are also on the next page)

Preheat oven to 300 degrees.

Place pecans in zip-lock bag and let children beat them with the wooden spoon to break into small pieces. Explain that after Jesus was arrested he was beaten by the Roman soldiers. Read John 19:1-3.

Let each child smell the vinegar. Put 1 tsp. vinegar into mixing bowl. Explain that when Jesus was thirsty on the cross he was given vinegar to drink. Read John 19:28-30.

Add egg whites to vinegar. Eggs represent life. Explain that Jesus gave His life to give us life.

Read John. 10:10-11.

Sprinkle a little salt into each child's hand. Let them taste it and brush the rest into the bowl.

Explain that this represents the salty tears shed by Jesus' followers, and the bitterness of our own sin. Read Luke 23:27.

So far, the ingredients are not very appetizing. Add 1 cup sugar. Explain that the sweetest part of the story is that Jesus died because He loves us He wants us to know and belong to Him. Read Psalms 34:8 and John 3:16.

Beat egg whites with a mixer on high speed for 12 to 15 minutes until stiff peaks are formed. Explain that the color white represents the purity in God's eyes of those whose sins have been cleansed by Jesus. Read Isaiah 1:18 and John 3:1-3. Fold in broken nuts. Drop by teaspoons onto wax paper-covered cookie sheet. Explain that each mound represents the rocky tomb where Jesus' body was laid. Read Matthew 27:57-60.


Put the cookie sheet in the oven, close the door and turn the oven OFF. Give each child a piece of masking tape and seal the oven door. Explain that Jesus's tomb was sealed. Read Matt. 27:65-66.

Now it is time to leave the cookies and go to bed. Explain that they may feel sad to leave the cookies in the oven overnight. Jesus' followers were in despair when the tomb was sealed. Read John 16:20, 22.

The next morning, open the oven and give everyone a cookie. Notice the cracked surface and take a bite. The cookies are hollow! On the first Resurrection day, Jesus' followers were amazed to find the tomb open and empty. Read Matthew 28:1-9.

HE HAS RISEN!

The Church Bunny reminds you that goodies are always best shared with a friend and nothing is more wonderful to share with your friends than Jesus. Bring your friends to church for Easter!



Bible Verses used with Resurrection Cookies

John 19:1 Then Pilate therefore took Jesus, and scourged him. 2 And the soldiers platted a crown of thorns, and put it on his head, and they put on him a purple robe, 3 And said, Hail, King of the Jews! and they smote him with their hands.

John 19:28 After this, Jesus knowing that all things were now accomplished, that the scripture might be fulfilled, saith, I thirst. 29 Now there was set a vessel full of vinegar: and they filled a sponge with vinegar, and put it upon hyssop, and put it to his mouth. 30 When Jesus therefore had received the vinegar, he said, It is finished: and he bowed his head, and gave up the ghost.

John 10:10 The thief cometh not, but for to steal, and to kill, and to destroy: I am come that they might have life, and that they might have it more abundantly. 11 I am the good shepherd: the good shepherd giveth his life for the sheep.

Luke 23:27 And there followed him a great company of people, and of women, which also bewailed and lamented him.

Psalms 34:8 O taste and see that the LORD is good: blessed is the man that trusteth in him.

John 3:16 For God so loved the world, that he gave his only begotten Son, that whosoever believeth in him should not perish, but have everlasting life.

Isaiah 1:18 Come now, and let us reason together, saith the LORD: though your sins be as scarlet, they shall be as white as snow; though they be red like crimson, they shall be as wool.


John 3:1 There was a man of the Pharisees, named Nicodemus, a ruler of the Jews: 2 The same came to Jesus by night, and said unto him, Rabbi, we know that thou art a teacher come from God: for no man can do these miracles that thou doest, except God be with him. 3 Jesus answered and said unto him, Verily, verily, I say unto thee, Except a man be born again, he cannot see the kingdom of God.

Matthew 27:57 When the even was come, there came a rich man of Arimathaea, named Joseph, who also himself was Jesus' disciple: 58 He went to Pilate, and begged the body of Jesus. Then Pilate commanded the body to be delivered. 59 And when Joseph had taken the body, he wrapped it in a clean linen cloth, 60 And laid it in his own new tomb, which he had hewn out in the rock: and he rolled a great stone to the door of the sepulchre, and departed.

Matthew 27:65 Pilate said unto them, Ye have a watch: go your way, make it as sure as ye can. 66 So they went, and made the sepulchre sure, sealing the stone, and setting a watch.

John 16: 20 Verily, verily, I say unto you, That ye shall weep and lament, but the world shall rejoice: and ye shall be sorrowful, but your sorrow shall be turned into joy. . . .22 And ye now therefore have sorrow: but I will see you again, and your heart shall rejoice, and your joy no man taketh from you.

Matthew 28:1 In the end of the sabbath, as it began to dawn toward the first day of the week, came Mary Magdalene and the other Mary to see the sepulchre. And, behold, there was a great earthquake: for the angel of the Lord descended from heaven, and came and rolled back the stone from the door, and sat upon it. His countenance was like lightning, and his raiment white as snow: 4 And for fear of him the keepers did shake, and became as dead men. 5 And the angel answered and said unto the women, Fear not ye: for I know that ye seek Jesus, which was crucified. 6 He is not here: for he is risen, as he said. Come, see the place where the Lord lay. 7 And go quickly, and tell his disciples that he is risen from the dead; and, behold, he goeth before you into Galilee; there shall ye see him: lo, I have told you. 8 And they departed quickly from the sepulchre with fear and great joy; and did run to bring his disciples word. 9 And as they went to tell his disciples, behold, Jesus met them, saying, All hail. And they came and held him by the feet, and worshipped him.





An Easter Goodie with a Message from the Church Bunny

Chocolate is wonderful and the great goodies at this time of year are part of the fun, but why not take kid's love of goodies and use it for a fun teaching time?

You can do that with—

Resurrection Cookies

Making these cookies allows you to act out and discuss the Easter story with children in your church, family, or any group.

On the next page are the directions for making Resurrection Cookies and the Bible verses to read with them.

This is wonderful handout to give to parents and Sunday School teachers for a special activity during the Easter Season.

You could also consider making it something for people to give to neighbors. If doing that, include information about your church and invite them to an Easter event at church.

You can make as many copies as you want and pass it around at church, mom's groups, Sunday School classes or small groups.

Following is the recipe and the verses that go with it.

Rejoice! Christ is Risen!

The Church Bunny says,
"Make cookies with a friend so they can
learn about Jesus' love for them!"





The Church Bunny Says:

Let's make Resurrection Cookies!

These are wonderful goodies with a message that goes beyond the yummy treats we expect at Easter and uses them as a lesson about the real meaning of Easter—Jesus and his death and resurrection.

Ingredients:

1 cup whole pecans

1 teaspoon vinegar

3 egg whites

Pinch of salt

1 cup granulated sugar

Zip-lock plastic bag

Wooden spoon

Masking tape

Bible (verses are also on the next page)

Preheat oven to 300 degrees.

Place pecans in zip-lock bag and let children beat them with the wooden spoon to break into small pieces. Explain that after Jesus was arrested he was beaten by the Roman soldiers. Read John 19:1-3.

Let each child smell the vinegar. Put 1 tsp. vinegar into mixing bowl. Explain that when Jesus was thirsty on the cross he was given vinegar to drink. Read John 19:28-30.

Add egg whites to vinegar. Eggs represent life. Explain that Jesus gave His life to give us life. Read John. 10:10-11.

Sprinkle a little salt into each child's hand. Let them taste it and brush the rest into the bowl. Explain that this represents the salty tears shed by Jesus' followers, and the bitterness of our own sin. Read Luke 23:27.

So far, the ingredients are not very appetizing. Add 1 cup sugar. Explain that the sweetest part of the story is that Jesus died because He loves us He wants us to know and belong to Him. Read Psalms 34:8 and John 3:16.

Beat egg whites with a mixer on high speed for 12 to 15 minutes until stiff peaks are formed. Explain that the color white represents the purity in God's eyes of those whose sins have been cleansed by Jesus. Read Isaiah 1:18 and John 3:1-3. Fold in broken nuts. Drop by teaspoons onto wax paper-covered cookie sheet. Explain that each mound represents the rocky tomb where Jesus' body was laid. Read Matthew 27:57-60.

Put the cookie sheet in the oven, close the door and turn the oven OFF. Give each child a piece of masking tape and seal the oven door. Explain that Jesus's tomb was sealed. Read Matt. 27:65-66.

Now it is time to leave the cookies and go to bed. Explain that they may feel sad to leave the cookies in the oven overnight. Jesus' followers were in despair when the tomb was sealed. Read John 16:20, 22.

The next morning, open the oven and give everyone a cookie. Notice the cracked surface and take a bite. The cookies are hollow! On the first Resurrection day, Jesus' followers were amazed to find the tomb open and empty. Read Matthew 28:1-9.

HE HAS RISEN!

The Church Bunny reminds you that goodies are always best shared with a friend and nothing is more wonderful to share with your friends than Jesus.
Bring your friends to church for Easter!



Bible Verses used with Resurrection Cookies

John 19:1 Then Pilate therefore took Jesus, and scourged him. 2 And the soldiers platted a crown of thorns, and put it on his head, and they put on him a purple robe, 3 And said, Hail, King of the Jews! and they smote him with their hands.

John 19:28 After this, Jesus knowing that all things were now accomplished, that the scripture might be fulfilled, saith, I thirst. 29 Now there was set a vessel full of vinegar: and they filled a sponge with vinegar, and put it upon hyssop, and put it to his mouth. 30 When Jesus therefore had received the vinegar, he said, It is finished: and he bowed his head, and gave up the ghost.

John 10:10 The thief cometh not, but for to steal, and to kill, and to destroy: I am come that they might have life, and that they might have it more abundantly. 11 I am the good shepherd: the good shepherd giveth his life for the sheep.

Luke 23:27 And there followed him a great company of people, and of women, which also bewailed and lamented him.

Psalms 34:8 O taste and see that the LORD is good: blessed is the man that trusteth in him.

John 3:16 For God so loved the world, that he gave his only begotten Son, that whosoever believeth in him should not perish, but have everlasting life.

Isaiah 1:18 Come now, and let us reason together, saith the LORD: though your sins be as scarlet, they shall be as white as snow; though they be red like crimson, they shall be as wool.

John 3:1 There was a man of the Pharisees, named Nicodemus, a ruler of the Jews: 2 The same came to Jesus by night, and said unto him, Rabbi, we know that thou art a teacher come from God: for no man can do these miracles that thou doest, except God be with him. 3 Jesus answered and said unto him, Verily, verily, I say unto thee, Except a man be born again, he cannot see the kingdom of God.

Matthew 27:57 When the even was come, there came a rich man of Arimathaea, named Joseph, who also himself was Jesus' disciple: 58 He went to Pilate, and begged the body of Jesus. Then Pilate commanded the body to be delivered. 59 And when Joseph had taken the body, he wrapped it in a clean linen cloth, 60 And laid it in his own new tomb, which he had hewn out in the rock: and he rolled a great stone to the door of the sepulchre, and departed.

Matthew 27:65 Pilate said unto them, Ye have a watch: go your way, make it as sure as ye can. 66 So they went, and made the sepulchre sure, sealing the stone, and setting a watch.

John 16: 20 Verily, verily, I say unto you, That ye shall weep and lament, but the world shall rejoice: and ye shall be sorrowful, but your sorrow shall be turned into joy. . . .22 And ye now therefore have sorrow: but I will see you again, and your heart shall rejoice, and your joy no man taketh from you.

Matthew 28:1 In the end of the sabbath, as it began to dawn toward the first day of the week, came Mary Magdalene and the other Mary to see the sepulchre. And, behold, there was a great earthquake: for the angel of the Lord descended from heaven, and came and rolled back the stone from the door, and sat upon it. His countenance was like lightning, and his raiment white as snow: 4 And for fear of him the keepers did shake, and became as dead men. 5 And the angel answered and said unto the women, Fear not ye: for I know that ye seek Jesus, which was crucified. 6 He is not here: for he is risen, as he said. Come, see the place where the Lord lay. 7 And go quickly, and tell his disciples that he is risen from the dead; and, behold, he goeth before you into Galilee; there shall ye see him: lo, I have told you. 8 And they departed quickly from the sepulchre with fear and great joy; and did run to bring his disciples word. 9 And as they went to tell his disciples, behold, Jesus met them, saying, All hail. And they came and held him by the feet, and worshipped him.



An Easter Goodie with a Message from the Church Bunny

Chocolate is wonderful and the great goodies at this time of year are part of the fun, but why not take kid's love of goodies and use it for a fun teaching time?

You can do that with—



Resurrection Cookies

Making these cookies allows you to act out and discuss the Easter story with children in your church, family, or any group.

On the next page are the directions for making Resurrection Cookies and the Bible verses to read with them.


This is wonderful handout to give to parents and Sunday School teachers for a special activity during the Easter Season.

You could also consider making it something for people to give to neighbors. If doing that, include information about your church and invite them to an Easter event at church.

You can make as many copies as you want and pass it around at church, mom's groups, Sunday School classes or small groups.

Following is the recipe and the verses that go with it.

**The Church Bunny says,
"Make cookies with a friend so they can
learn about Jesus' love for them!"**





The Church Bunny Says:

Let's make *Resurrection Cookies!*

These are wonderful goodies with a message that goes beyond the yummy treats we expect at Easter and uses them as a lesson about the real meaning of Easter—Jesus and his death and resurrection.

Ingredients:

1 cup whole pecans
1 teaspoon vinegar
3 egg whites
Pinch of salt
1 cup granulated sugar

Zip-lock plastic bag

Wooden spoon

Masking tape

Bible (verses are also on the next page)

Preheat oven to 300 degrees.

Place pecans in zip-lock bag and let children beat them with the wooden spoon to break into small pieces. Explain that after Jesus was arrested he was beaten by the Roman soldiers. Read John 19:1-3.

Let each child smell the vinegar. Put 1 tsp. vinegar into mixing bowl. Explain that when Jesus was thirsty on the cross he was given vinegar to drink. Read John 19:28-30.

Add egg whites to vinegar. Eggs represent life. Explain that Jesus gave His life to give us life. Read John. 10:10-11.

Sprinkle a little salt into each child's hand. Let them taste it and brush the rest into the bowl. Explain that this represents the salty tears shed by Jesus' followers, and the bitterness of our own sin. Read Luke 23:27.

So far, the ingredients are not very appetizing. Add 1 cup sugar. Explain that the sweetest part of the story is that Jesus died because He loves us He wants us to know and belong to Him. Read Psalms 34:8 and John 3:16.

Beat egg whites with a mixer on high speed for 12 to 15 minutes until stiff peaks are formed. Explain that the color white represents the purity in God's eyes of those whose sins have been cleansed by Jesus. Read Isaiah 1:18 and John 3:1-3. Fold in broken nuts. Drop by teaspoons onto wax paper-covered cookie sheet. Explain that each mound represents the rocky tomb where Jesus' body was laid. Read Matthew 27:57-60.


Put the cookie sheet in the oven, close the door and turn the oven OFF. Give each child a piece of masking tape and seal the oven door. Explain that Jesus's tomb was sealed. Read Matt. 27:65-66.

Now it is time to leave the cookies and go to bed. Explain that they may feel sad to leave the cookies in the oven overnight. Jesus' followers were in despair when the tomb was sealed. Read John 16:20, 22.

The next morning, open the oven and give everyone a cookie. Notice the cracked surface and take a bite. The cookies are hollow! On the first Resurrection day, Jesus' followers were amazed to find the tomb open and empty. Read Matthew 28:1-9.

HE HAS RISEN!

The Church Bunny reminds you that goodies are always best shared with a friend and nothing is more wonderful to share with your friends than Jesus.
Bring your friends to church for Easter!



Bible Verses used with Resurrection Cookies

John 19:1 Then Pilate therefore took Jesus, and scourged him. 2 And the soldiers platted a crown of thorns, and put it on his head, and they put on him a purple robe, 3 And said, Hail, King of the Jews! and they smote him with their hands.

John 19:28 After this, Jesus knowing that all things were now accomplished, that the scripture might be fulfilled, saith, I thirst. 29 Now there was set a vessel full of vinegar: and they filled a sponge with vinegar, and put it upon hyssop, and put it to his mouth. 30 When Jesus therefore had received the vinegar, he said, It is finished: and he bowed his head, and gave up the ghost.

John 10:10 The thief cometh not, but for to steal, and to kill, and to destroy: I am come that they might have life, and that they might have it more abundantly. 11 I am the good shepherd: the good shepherd giveth his life for the sheep.

Luke 23:27 And there followed him a great company of people, and of women, which also bewailed and lamented him.

Psalms 34:8 O taste and see that the LORD is good: blessed is the man that trusteth in him.

John 3:16 For God so loved the world, that he gave his only begotten Son, that whosoever believeth in him should not perish, but have everlasting life.

Isaiah 1:18 Come now, and let us reason together, saith the LORD: though your sins be as scarlet, they shall be as white as snow; though they be red like crimson, they shall be as wool.

John 3:1 There was a man of the Pharisees, named Nicodemus, a ruler of the Jews: 2 The same came to Jesus by night, and said unto him, Rabbi, we know that thou art a teacher come from God: for no man can do these miracles that thou doest, except God be with him. 3 Jesus answered and said unto him, Verily, verily, I say unto thee, Except a man be born again, he cannot see the kingdom of God.

Matthew 27:57 When the even was come, there came a rich man of Arimathaea, named Joseph, who also himself was Jesus' disciple: 58 He went to Pilate, and begged the body of Jesus. Then Pilate commanded the body to be delivered. 59 And when Joseph had taken the body, he wrapped it in a clean linen cloth, 60 And laid it in his own new tomb, which he had hewn out in the rock: and he rolled a great stone to the door of the sepulchre, and departed.

Matthew 27:65 Pilate said unto them, Ye have a watch: go your way, make it as sure as ye can. 66 So they went, and made the sepulchre sure, sealing the stone, and setting a watch.

John 16: 20 Verily, verily, I say unto you, That ye shall weep and lament, but the world shall rejoice: and ye shall be sorrowful, but your sorrow shall be turned into joy. . . .22 And ye now therefore have sorrow: but I will see you again, and your heart shall rejoice, and your joy no man taketh from you.

Matthew 28:1 In the end of the sabbath, as it began to dawn toward the first day of the week, came Mary Magdalene and the other Mary to see the sepulchre. And, behold, there was a great earthquake: for the angel of the Lord descended from heaven, and came and rolled back the stone from the door, and sat upon it. His countenance was like lightning, and his raiment white as snow: 4 And for fear of him the keepers did shake, and became as dead men. 5 And the angel answered and said unto the women, Fear not ye: for I know that ye seek Jesus, which was crucified. 6 He is not here: for he is risen, as he said. Come, see the place where the Lord lay. 7 And go quickly, and tell his disciples that he is risen from the dead; and, behold, he goeth before you into Galilee; there shall ye see him: lo, I have told you. 8 And they departed quickly from the sepulchre with fear and great joy; and did run to bring his disciples word. 9 And as they went to tell his disciples, behold, Jesus met them, saying, All hail. And they came and held him by the feet, and worshipped him.

